



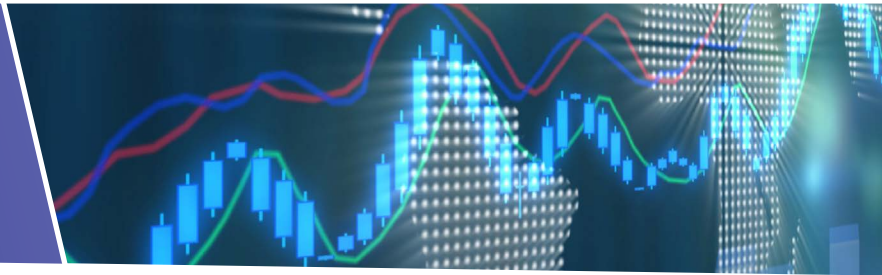
December 2023 in review

Summit Investment Funds

Summit Investment Funds plc is authorised in Ireland and regulated by the Central Bank of Ireland

Helping people build
better futures

MARKET REVIEW



MARKET ROUND-UP

Market Review

December showed continued signs of slowing inflation in major economies, while economic activity data was mixed. The US Federal Reserve (Fed) suggested that interest rate cuts could be forthcoming in 2024, and global stock markets continued to rally into year-end amid expectations of interest rate cuts by the major central banks. Bond markets also rallied strongly as rate cuts were increasingly priced into markets. Commodities fell, driven by oil amid strong supply from the US.

Equities

Global stock markets rose in December, buoyed by slowing inflation and the potential for interest rate cuts in 2024. The MSCI All Country World index rose by 4.1% (3.6% in euros) over the month. The MSCI USA rallied 4.7% (3.4% in euros), while European ex-UK equities were up by 3.2% (3.9% in euros).

Bonds

Bond markets rallied as yields fell sharply, with markets pricing in 1-1.25 percentage points of interest rate cuts in 2024 from both the Fed and the European Central Bank (ECB). The ICE BofA 5+ Year Euro Government Bond Index was up by 5.2% over the month. US and German 10-year government bond yields declined significantly, to 3.89% and to 2.01%, respectively.

MARKET SNAPSHOT

Market returns (EUR)

Equity Markets (EUR)	QTD Return (%)	YTD Return (%)	2022 Return (%)
MSCI Ireland	1.8	20.6	-21.1
MSCI United Kingdom	2.4	10.3	1.4
MSCI Europe ex UK	7.7	18.5	-11.9
MSCI North America	7.3	22.3	-13.8
MSCI Japan	3.7	16.7	-10.8
MSCI EM (Emerging Markets)	3.4	6.5	-14.5
MSCI AC World	6.5	18.6	-12.6
10-Year Yields	Yield last month (%)	2022 Yield (%)	2021 Yield (%)
US	3.88	3.87	1.51
Germany	2.02	2.57	-0.18
UK	3.54	3.67	0.97
Japan	0.61	0.42	0.07
Ireland	2.38	3.13	0.24
Italy	3.69	4.70	1.17
Greece	3.06	4.62	1.34
Portugal	2.66	3.59	0.47
Spain	2.99	3.66	0.57
FX Rates	End last month	2022 Rates	2021 Rates
U.S. Dollar per Euro	1.10	1.07	1.14
British Pounds per Euro	0.87	0.89	0.84
U.S. Dollar per British Pounds	1.27	1.21	1.35
Commodities (USD)	QTD Return (%)	YTD Return (%)	2022 Return (%)
Oil (Brent)	-19.2	-10.3	10.5
Gold (Oz)	11.6	13.1	-0.3
S&P Goldman Sachs Commodity Index	-10.7	-4.3	26.0

Source: ILIM, Bloomberg. Data is accurate as at 31 December 2023.

Source: MSCI. The MSCI information may only be used for your internal use, may not be reproduced or disseminated in any form and may not be used as a basis for or a component of any financial instruments or products or indices. None of the MSCI information is intended to constitute investment advice or a recommendation to make (or refrain from making) any kind of investment decision and may not be relied upon as such. Historical data and analysis should not be taken as an indication or guarantee of any future performance, forecast or prediction. The MSCI information is provided on an "as is" basis and the user of this information assumes the entire risk of any use made of this information. MSCI, each of its affiliates and each other person involved in or related to compiling, computing or creating any MSCI information (collectively, the "MSCI Parties") expressly disclaims all warranties (including, without limitation, any warranties of originality, accuracy, completeness, timeliness, non-infringement, merchantability and fitness for a particular purpose) with respect to this information. Without limiting any of the foregoing, in no event shall any MSCI Party have any liability for any direct, indirect, special, incidental, punitive, consequential (including, without limitation, lost profits) or any other damages. (www.msci.com)

MARKET OUTLOOK

Irish Life Investment Managers’ (ILIM’s) view – looking ahead

Sovereign bond yields – which rose materially earlier in the year on the back of a slower-than-expected moderation in inflation – ended December close to January 2023’s levels, following falls in the second half of the fourth quarter as concerns around inflation abated. With inflation having clearly peaked and central banks now suggesting that the end of the tightening could already have been reached, bond yields are expected to decline over the next 12 months.

We believe fixed income offers a strong risk-reward profile at this stage in the cycle, with the potential to offer protection if the economy slows; the asset class is attractive from an income perspective while also providing potential for capital gains via falling yields.

Global equities were resilient in 2023 as recession fears receded and a peak in central bank policy rates has likely been reached. While global earnings are forecast to be only modestly higher in 2023 by approximately 0.3%, they have held up better than feared at the start of the year. Earnings are expected to grow by over 10.3% in 2024.

Equities remain expensive against both bonds and cash given the high yields currently available on these assets. However, the outlook on a 12-month view is positive. Central banks are likely to pivot towards interest rate cuts in 2024 as inflation continues to fall. An increasing probability of a ‘soft landing’, with a rebound in both growth and earnings in 2024, should also provide support.

Over the medium term, the rollout of AI should boost efficiencies and earnings across the whole market and allow equities to trade at higher valuation levels. The ongoing green-related capex cycle could also boost earnings over the medium term. Any short-term volatility in markets is likely to be offset by the above factors, resulting in positive returns on a 12-month timeframe.



Equities are trading broadly in line with long-term valuation multiples. Given the high yields available on cash and bonds, equities no longer appear cheap against these assets. However, equities appear close to fair value on an absolute basis and, with positive economic and earnings growth in 2024, can continue to grind higher, with potential upside supported by a valuation rerating.



Increasing hopes of a soft landing, with the avoidance of a recession, have been supportive of equity markets. A continued fall in inflation, enabling central banks to cut interest rates in 2024 as expected, could contribute to additional gains in equity markets.



Global growth slowed to an estimated 3.0% in 2022. Growth is forecast to decelerate slightly to 2.7% in 2023 and to 2.3% in 2024, although these estimates have been revised significantly higher recently with a recession looking increasingly unlikely. In developed market regions, the US economy has been more resilient while Europe has struggled as higher interest rates have impacted activity levels and demand.



After an initial reopening surge in Q1, Chinese growth stalled. The authorities have announced plans for additional stimulus to boost growth, and recent data has begun to stabilise.



Structural long-term benefits from the generative AI theme, and evidence of earnings being boosted by AI-related initiatives, can support higher equity valuation multiples.



Volatility is likely to remain a feature due to uncertainty over the eventual growth outcome, inflation path, monetary policy and geopolitical events. Modest short-term drawdowns in markets are possible, which could provide opportunities to add to exposures.

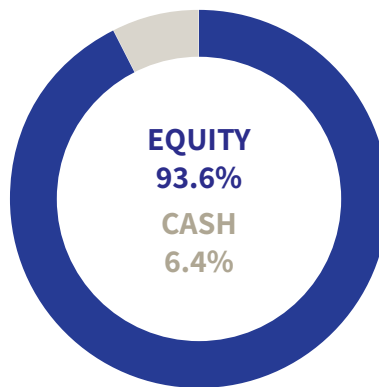
SUMMIT GROWTH FUND

The Summit Growth Fund aims to achieve growth by investing exclusively in global equities. From July 2014, equity management has been sub-advised to Setanta Asset Management. Equities are managed under the Setanta Global Equity Strategy.

Fund update for December

The Summit Growth Fund returned 2.05%, net of fund management fee, over December. Industrials, Consumer Discretionary and Consumer Staples were the best performing sectors, while the Infrastructure, Technology and Financials sectors lagged over the month. The stocks contributing most to the fund’s return over the month were Costco Wholesale, Booking Holdings and Keysight Technologies. The largest detractors from performance were Oracle, Tencent Holdings and UnitedHealth Group.

Asset allocation

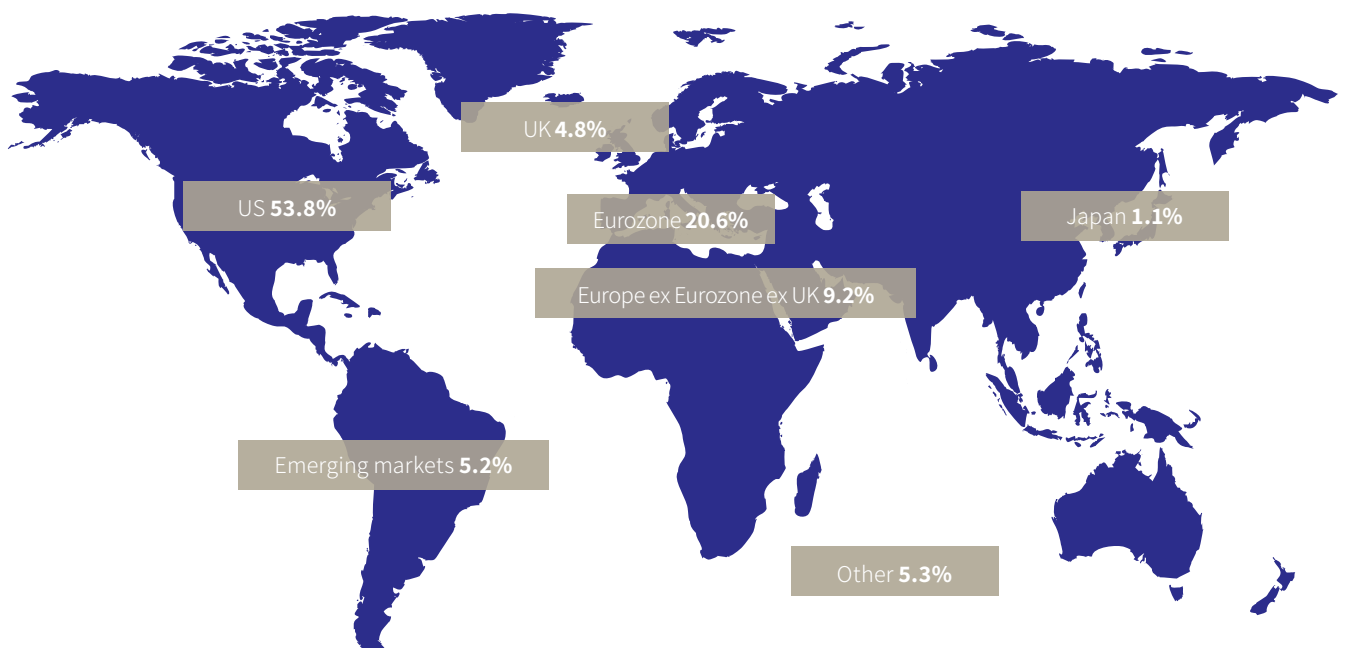


Top Ten Share Holdings

Stock name	% of fund
Microsoft	4.8
Berkshire Hathaway	4.0
Costco Wholesale	3.3
Booking Holdings	3.2
Alphabet	3.2
Oracle	3.2
Samsung Electronics	3.0
S&P Global	2.3
DCC	2.2
Nike	2.2

Source: ILIM, Factset. Data is accurate as at 31 December 2023.

Share regional distribution



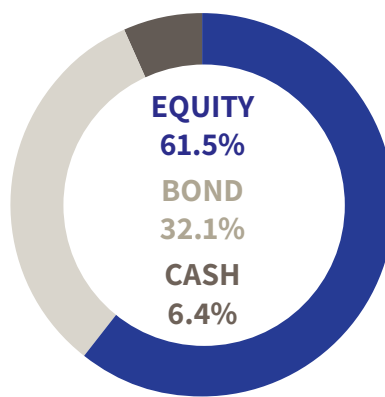
SUMMIT BALANCED FUND

The objective of the Summit Balanced Fund is to avoid excessive volatility while still providing solid returns over the medium to long term. The Fund invests in global equities but also maintains a minimum of 33% invested in a mix of fixed income and cash. From July 2014, equity management has been sub-advised to Setanta Asset Management. Equities are managed under the Setanta Global Equity Strategy.

Fund update for December

The Summit Balanced Fund returned 2.22%, net of fund management fee, over December. Industrials, Consumer Discretionary and Consumer Staples were the best performing sectors, while the Infrastructure, Technology and Financials sectors lagged over the month. Data in December showed continued signs of slowing inflation in major economies, while activity data was mixed. Global stock markets continued to rally into year-end amid expectations of interest rate cuts in the second quarter of 2024. Bond markets also rallied strongly as rate cuts were priced into markets.

Asset allocation

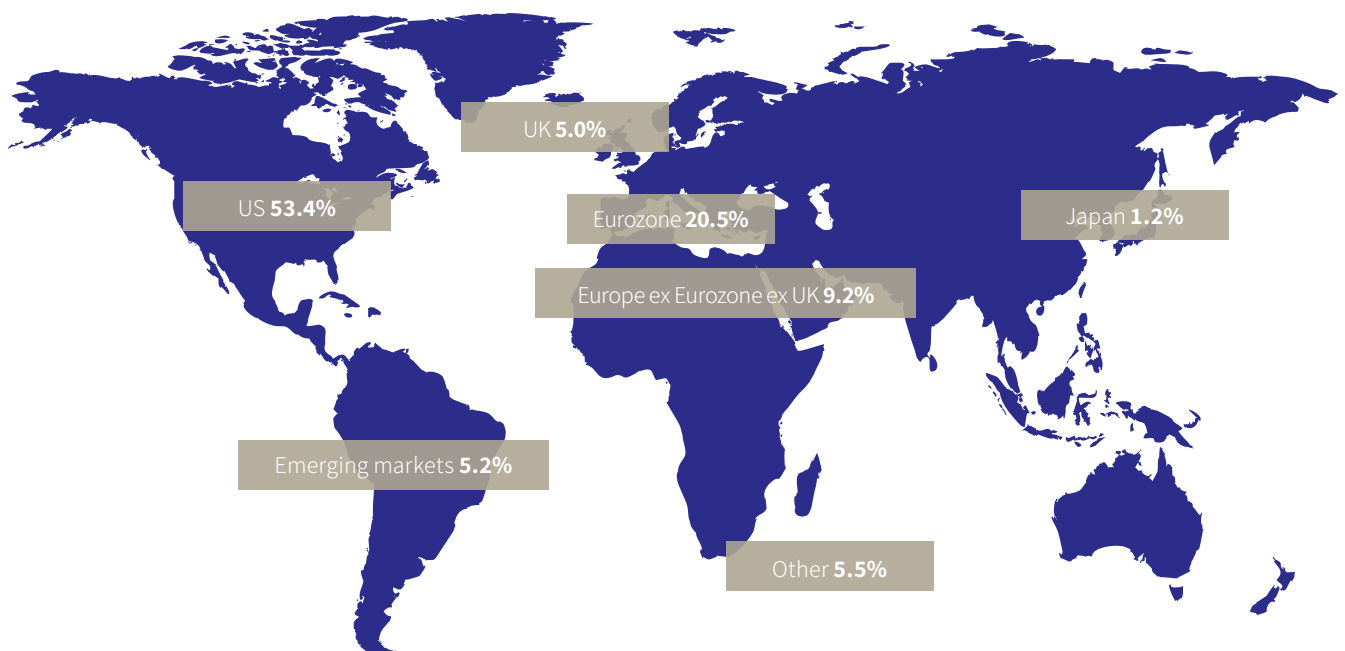


Top Ten Share Holdings

Stock name	% of fund
Microsoft	4.8
Berkshire Hathaway	4.0
Oracle	3.3
Booking Holdings	3.3
Costco Wholesale	3.2
Alphabet	3.1
Samsung Electronics	2.9
S&P Global	2.2
DCC	2.2
Keysight Technologies	2.1

Source: ILIM, Factset. Data is accurate as at 31 December 2023.

Share regional distribution



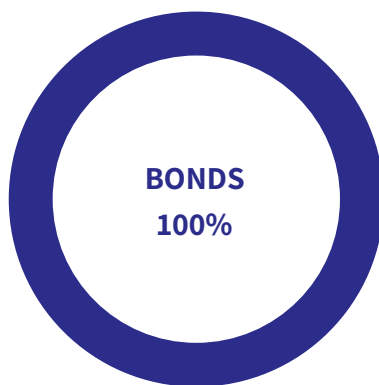
SUMMIT STABLE FUND

The Stable Fund invests in short-term eurozone government debt and cash.

Fund update for December

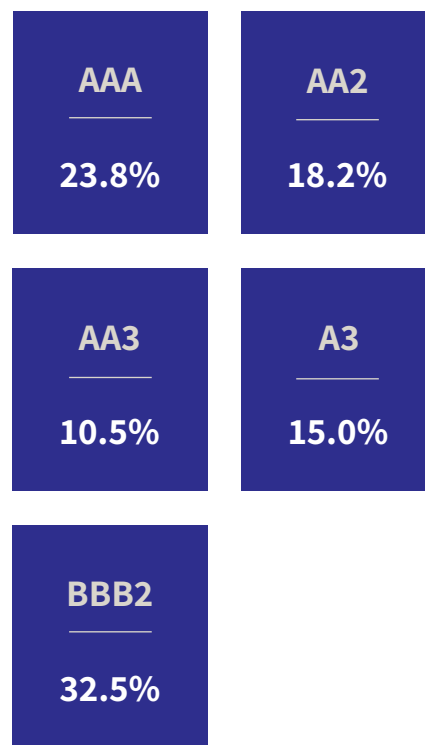
The Summit Stable Fund returned 1.21%, net of fund management fee, over December. Core bond yields fell over the course of the month. The two-year German yield ended October at 2.39%, down 42 basis points (bps) over the course of the month. Core inflation in the Eurozone remained high, at a rate of 3.4% on an annual basis. The ECB kept interest rates unchanged at its December meeting, with the deposit rate staying at an all-time high of 4.0%. Markets now expect significant interest rate cuts for 2024, of 1.6%, which would take the deposit rate back to 2.4%.

Asset allocation

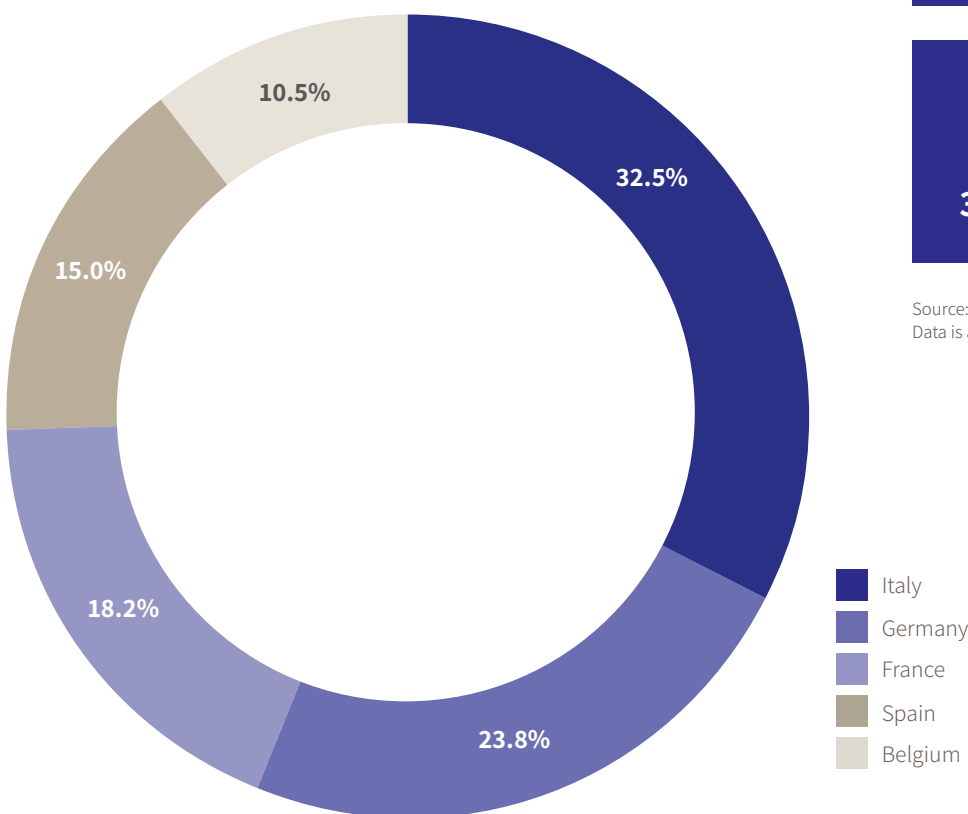


Bond portfolio credit quality

Rating / percentage of fund



Bond country distribution



Source: ILIM, Factset.
Data is accurate as at 31 December 2023.

SUMMIT FUND PERFORMANCE



At 31 December 2023

Fund returns after fund management fee	Stable	Balanced	Growth
1 Month	1.21%	2.22%	2.05%
QTD	1.78%	3.59%	3.14%
3 Month	1.78%	3.59%	3.14%
YTD	1.59%	5.88%	7.65%
1 Year	1.59%	5.88%	7.65%
2 Years pa	-1.40%	-1.76%	0.41%
3 Years pa	-1.58%	2.83%	7.03%
5 Years pa	-1.16%	3.39%	6.28%
10 Years pa	-0.88%	3.93%	5.84%

Source: ILIM Performance Team

Warning: If you invest in these funds you may lose some or all of the money you invest.

Warning: These funds may be affected by changes in currency exchange rates.

Warning: The value of your investment may go down as well as up.

Warning: Past performance is not a reliable guide to future performance.

ILIM'S CREDENTIALS



Irish Life Investment Managers (ILIM) is recognised internationally for its expertise, innovation and track record:

European Pensions AWARDS 2019
WINNER
Passive Manager of the Year

European Pensions AWARDS 2018
WINNER
Passive Manager of the Year

GRESB
★★★★★ 2023

IPIED
Irish Independent
PROPERTY INDUSTRY
EXCELLENCE AWARDS
2019
PROPERTY INVESTMENT/

Irish Pensions AWARDS 2019
WINNER
Investment Manager of the Year

Irish Pensions AWARDS 2020
WINNER
Investment Manager of the Year

Irish Pensions AWARDS 2021
WINNER
Risk Management Provider of the Year

Irish Pensions AWARDS 2022
WINNER
Investment Manager of the Year

Irish Pensions AWARDS 2023
WINNER
Property Manager of the Year

Summit Investment Funds plc is managed by Summit Asset Managers Limited. The Investment Manager is Irish Life Investment Managers Limited. Summit Asset Managers Limited and Irish Life Investment Managers Limited are both part of the Great-West Lifeco group of companies, global leaders in financial services.

This is intended as a general review of investment market conditions. It does not constitute investment advice and has not been prepared based on the financial needs or objectives of any particular person, and does not take account of the specific needs or circumstances of any person.

The author cannot make a personal recommendation for any person and you should seek personal investment advice as to the suitability of any investment decision or strategy to your own needs and circumstances. Any comments on specific stocks are intended as an objective, independent view in relation to that stock generally, and not in relation to its suitability to any specific person.

ILIM may manage investment funds which may have holdings in stocks commented on in this document. Past performance may not be a reliable guide to future performance. Investments may go down as well as up. Funds may be affected by changes in currency exchange rates. Irish Life Investment Managers Limited is regulated by the Central Bank of Ireland.

Figures referenced herein have been sourced from ILIM and Bloomberg. Forecast figures have been prepared by ILIM based on reasonable assumptions, internal data and data sourced from Bloomberg.