



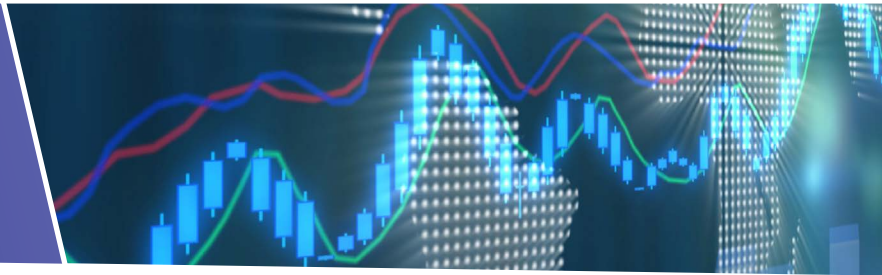
November 2023 in review

Summit Mutual Funds

Summit Mutual Funds plc is authorised in Ireland and regulated by the Central Bank of Ireland

Helping people build
better futures

MARKET REVIEW



MARKET ROUND-UP

Market Review

Global bond and equity markets rallied strongly in November, as investors welcomed signals that interest rates had peaked and that slowing inflation and economic activity could lead to a rate cut in 2024. Economic data showed slowing US activity compared to somewhat improving data in the Eurozone. Major central banks, especially the Federal Reserve (Fed) and the European Central Bank (ECB), continued to emphasise the need to keep policy restrictive for longer to tame inflation. However, some monetary policy committee members noted the potential for lower rates amid slower inflation.

Equities

Global stock markets rebounded, buoyed by slowing inflation and the potential for lower interest rates in 2024. The MSCI All Country World index rallied by 8.1% (+5.9% in euro terms) over the month. The MSCI USA rose by 9.4% (+6.0% in euros), while European ex-UK equities rose by 6.9% (+7.4% in euros).

Bonds

Bond markets also rallied strongly, with yields falling as inflation fell, and markets priced in monetary easing from the Fed and the ECB as soon as Q2 2024. The ICE BofA 5+ Year Euro Government bond index rose by 4.4% over the month. US and German 10-year yields declined significantly, by 60 basis points (bps) to 4.33% and by 36bps to 2.45%, respectively.

MARKET SNAPSHOT

Market returns (EUR)

Equity Markets (EUR)	MTD Return (%)	YTD Return (%)	2022 Return (%)
MSCI Ireland	3.2	14.6	-21.1
MSCI United Kingdom	3.4	6.8	1.4
MSCI Europe ex UK	7.4	14.1	-11.9
MSCI North America	6.1	18.1	-13.8
MSCI Japan	5.2	13.2	-10.8
MSCI EM (Emerging Markets)	4.6	3.8	-14.5
MSCI AC World	5.9	14.6	-12.6
10-Year Yields	Yield Last Month (%)	2022 Yield (%)	2021 Yield (%)
US	4.33	3.87	1.51
Germany	2.45	2.57	-0.18
UK	4.18	3.67	0.97
Japan	0.67	0.42	0.07
Ireland	2.83	3.13	0.24
Italy	4.23	4.70	1.17
Greece	3.69	4.62	1.34
Portugal	3.14	3.59	0.47
Spain	3.47	3.66	0.57
FX Rates	End last month	2022 Rates	2021 Rates
U.S. Dollar per Euro	1.09	1.07	1.14
British Pounds per Euro	0.86	0.89	0.84
U.S. Dollar per British Pounds	1.26	1.21	1.35
Commodities (USD)	MTD Return (%)	YTD Return (%)	2022 Return (%)
Oil (Brent)	-5.2	-3.6	10.5
Gold (Oz)	2.7	11.7	-0.3
S&P Goldman Sachs Commodity Index	-3.6	-1.0	26.0

Source: ILIM, Bloomberg. Data is accurate as at 30 November 2023.

Source: MSCI. The MSCI information may only be used for your internal use, may not be reproduced or disseminated in any form and may not be used as a basis for or a component of any financial instruments or products or indices. None of the MSCI information is intended to constitute investment advice or a recommendation to make (or refrain from making) any kind of investment decision and may not be relied upon as such. Historical data and analysis should not be taken as an indication or guarantee of any future performance, forecast or prediction. The MSCI information is provided on an "as is" basis and the user of this information assumes the entire risk of any use made of this information. MSCI, each of its affiliates and each other person involved in or related to compiling, computing or creating any MSCI information (collectively, the "MSCI Parties") expressly disclaims all warranties (including, without limitation, any warranties of originality, accuracy, completeness, timeliness, non-infringement, merchantability and fitness for a particular purpose) with respect to this information. Without limiting any of the foregoing, in no event shall any MSCI Party have any liability for any direct, indirect, special, incidental, punitive, consequential (including, without limitation, lost profits) or any other damages. (www.msci.com)

MARKET OUTLOOK

Irish Life Investment Managers’ (ILIM’s) view – looking ahead

Sovereign bond yields are broadly higher this year on the back of a slower-than-expected pace of moderation in inflation, resilient economic activity and a higher-than-expected level of peak policy rates. With inflation having clearly peaked and central banks now suggesting that the end of the tightening cycle could already have been reached, bond yields are expected to decline over the next 12 months, and so prices are expected to rise. We believe bonds offer a strong risk-reward profile at this stage in the cycle and are attractive from an income perspective, while also providing potential for capital gains via falling yields.

Global equities have proved resilient in 2023 as recession fears have receded and a peak in central bank policy rates has come into view. While global earnings are forecast to be only modestly higher this year – by approximately 0.4% – they have held up better than feared at the start of the year, as sales have surprised to the upside in the better economic backdrop, and the margin squeeze for corporates has been less than anticipated. Earnings are expected to grow by over 10.9% in 2024.

Global equity valuations are slightly above long-term averages, and equities remain expensive against both bonds and cash, given the high yields currently available on these assets. Despite this, however, they are now trading broadly in line with long-term averages on an absolute basis, and the outlook on a 12-month view is positive. Central banks are likely to cut interest rates in 2024 as inflation continues to fall.

Over the medium term, the rollout of AI should boost efficiencies and earnings across the whole market and allow equities to trade at higher valuation levels. The ongoing green-related capex cycle could also boost earnings over the medium term. Any short-term volatility in markets is likely to be offset by the above factors, resulting in positive returns on a 12-month time frame.



Equities are trading broadly in line with long-term valuation multiples. Given the high yields available on cash and bonds, equities no longer appear cheap against these assets.



Equities appear close to fair value on an absolute basis, however, and, with positive economic and earnings growth in 2024, can continue to grind higher.



Global growth slowed to an estimated 3.0% in 2022. Growth is forecast to decelerate slightly to 2.7% in 2023 and to 2.3% in 2024, although these estimates have been revised significantly higher recently with a recession looking increasingly unlikely. In developed markets, the US economy has been more resilient, while Europe has struggled as higher interest rates have impacted activity levels and demand.



After an initial reopening surge in Q1, Chinese growth has stalled. The authorities have announced plans for additional stimulus to boost growth and recent data has begun to stabilise.



A continued fall in inflation enabling central banks to cut interest rates in 2024 could contribute to additional gains in equity markets. Structural long-term benefits from the generative AI theme and evidence of earnings being boosted by AI-related initiatives can support higher equity valuation multiples.



Volatility is likely to remain a feature due to uncertainty over the eventual growth outcome, inflation path, monetary policy and geopolitical events. Modest short-term drawdowns in markets are possible, which could provide opportunities to add to exposures.

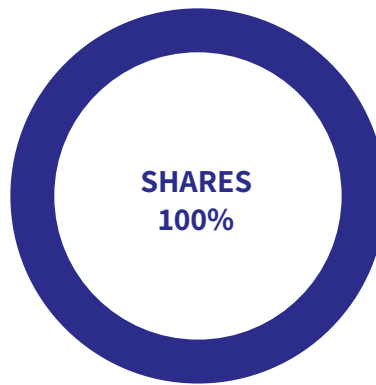
SUMMIT GLOBAL LEADERS FUND

The Summit Global Leaders Fund invests in stocks with large market capitalisations. From July 2014, equity management has been sub-advised to Setanta Asset Management.

Fund update for November

The Summit Global Leaders Fund returned 5.39%, net of fund management fee, over November, slightly behind its benchmark. Leading performers included Salesforce (+25.4% in US dollars) and Tesla (+19.5% in USD). The former reported Q3 earnings ahead of market expectations and raised guidance for the full year. Tesla reversed much of its share price weakness of the previous month as optimism rose on being at the end of the global interest rate tightening cycle. Laggards included Cisco (-7.2% in USD) and Shell (-2.3% in GBP). Cisco cut its full-year revenue and profit forecasts as customers cut back on demand for its network equipment. Shell reported good quarterly results but saw the oil price retreat during the month as fears of the Israel-Hamas conflict spreading were contained for now.

Asset allocation

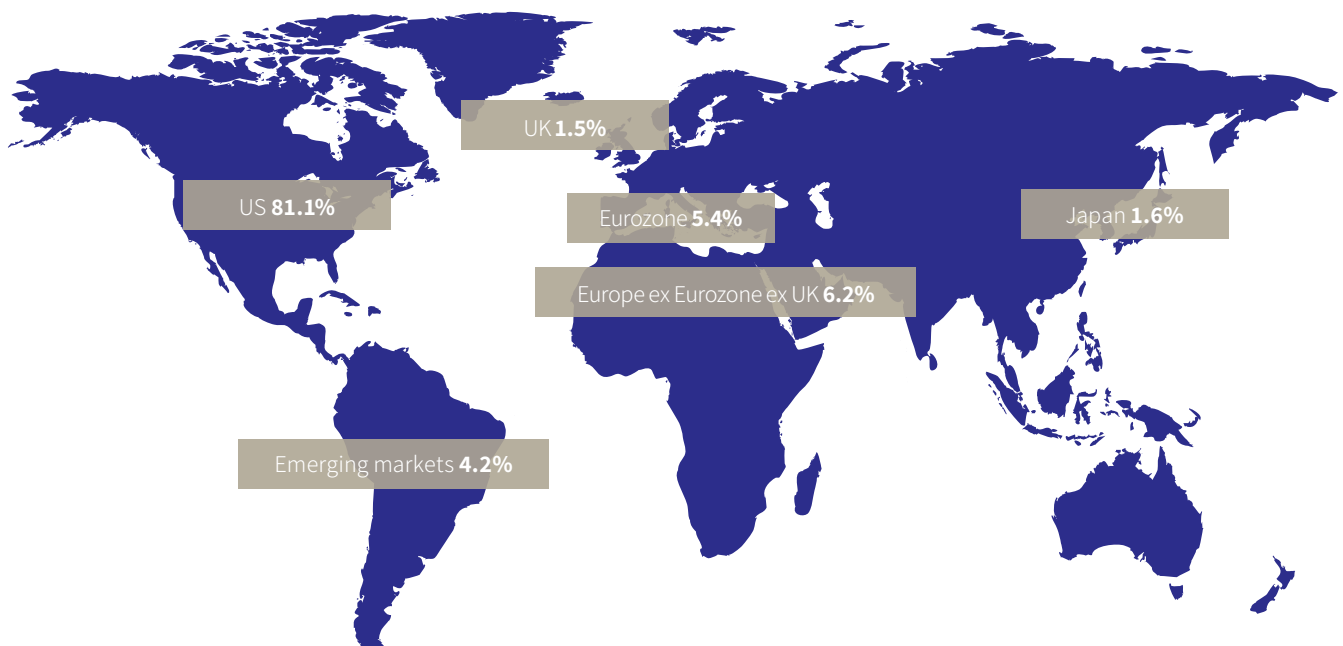


Top Ten Share Holdings

Stock name	% of fund
Microsoft	9.2
Apple	8.5
Alphabet	8.3
Amazon.com	6.9
Nvidia	6.4
Meta Platforms	4.2
Tesla	3.5
Eli Lilly & Co	2.6
Taiwan Semiconductor	2.5
JP Morgan Chase	2.5

Source: ILIM, Factset. Data is accurate as at 30 November 2023.

Share regional distribution



Information is correct at 30 November 2023.

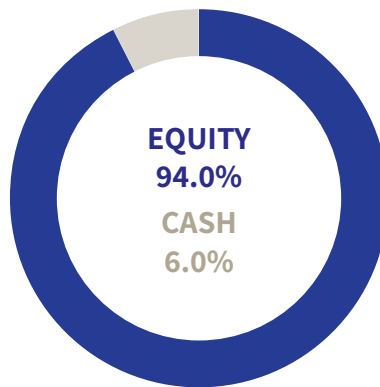
SUMMIT GROWTH FUND

The Summit Growth Fund aims to achieve growth by investing exclusively in global equities. From July 2014, equity management has been sub-advised to Setanta Asset Management. Equities are managed under the Setanta Global Equity Strategy.

Fund update for November

The Summit Growth Fund returned +5.01%, net of fund management fee, over November. Industrials, Technology and Financials were the best performing sectors. The Energy, Consumer Staples and Utilities sectors lagged over the month. The stocks contributing most to the fund's return were Microsoft, DCC Plc and Oracle. The largest detractors from performance were Steris Plc, Markel Group and Exxon Mobil.

Asset allocation

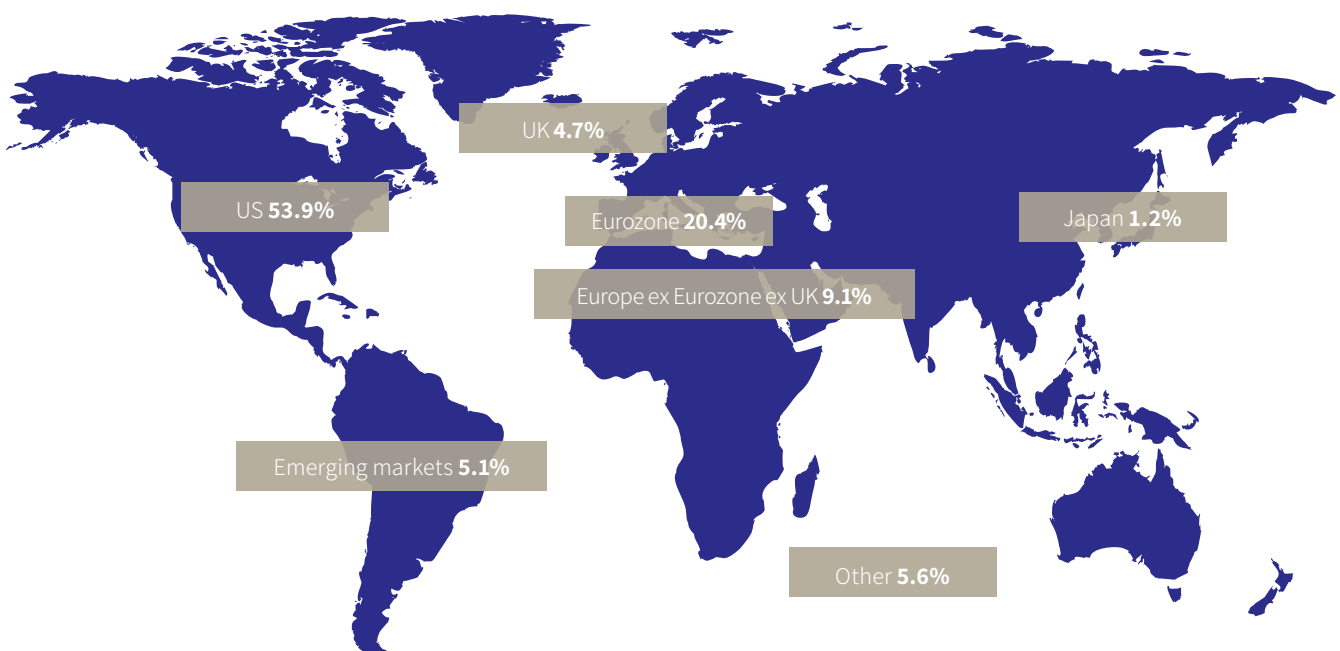


Top Ten Share Holdings

Stock name	% of fund
Microsoft	5.0
Berkshire Hathaway	4.2
Oracle	3.7
Alphabet	3.2
Costco Wholesale	3.0
Booking Holdings	2.9
Samsung Electronics	2.9
Nike	2.3
S&P Global	2.2
DCC	2.1

Source: ILIM, Factset. Data is accurate as at 30 November 2023.

Share regional distribution



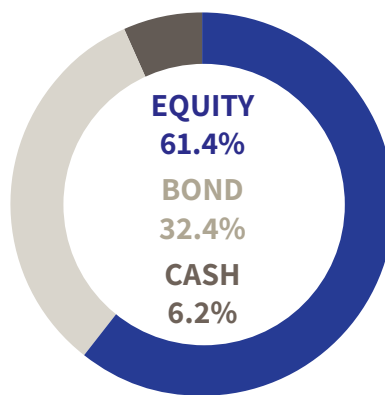
SUMMIT BALANCED FUND

The objective of the Summit Balanced Fund is to avoid excessive volatility, while still providing solid returns over the medium to long term. The fund invests in global equities but also maintains a minimum of 33% invested in a mix of fixed income and cash. From July 2014, equity management has been sub-advised to Setanta Asset Management. Equities are managed under the Setanta Global Equity Strategy.

Fund update for November

The Summit Balanced Fund returned +4.28%, net of fund management fee, over November. Industrials, Technology and Financials were the best performing sectors. The Energy, Consumer Staples and Utilities sectors lagged over the month. Global economic data in November showed slowing US economic activity compared to somewhat improving data in the Eurozone. Global stock markets rebounded from October's losses as lower inflation and the prospect of lower interest rates supported the asset class. Bond markets also rallied strongly as it was expected that interest rates had peaked and that slowing inflation and activity could lead to interest rate cuts in 2024.

Asset allocation

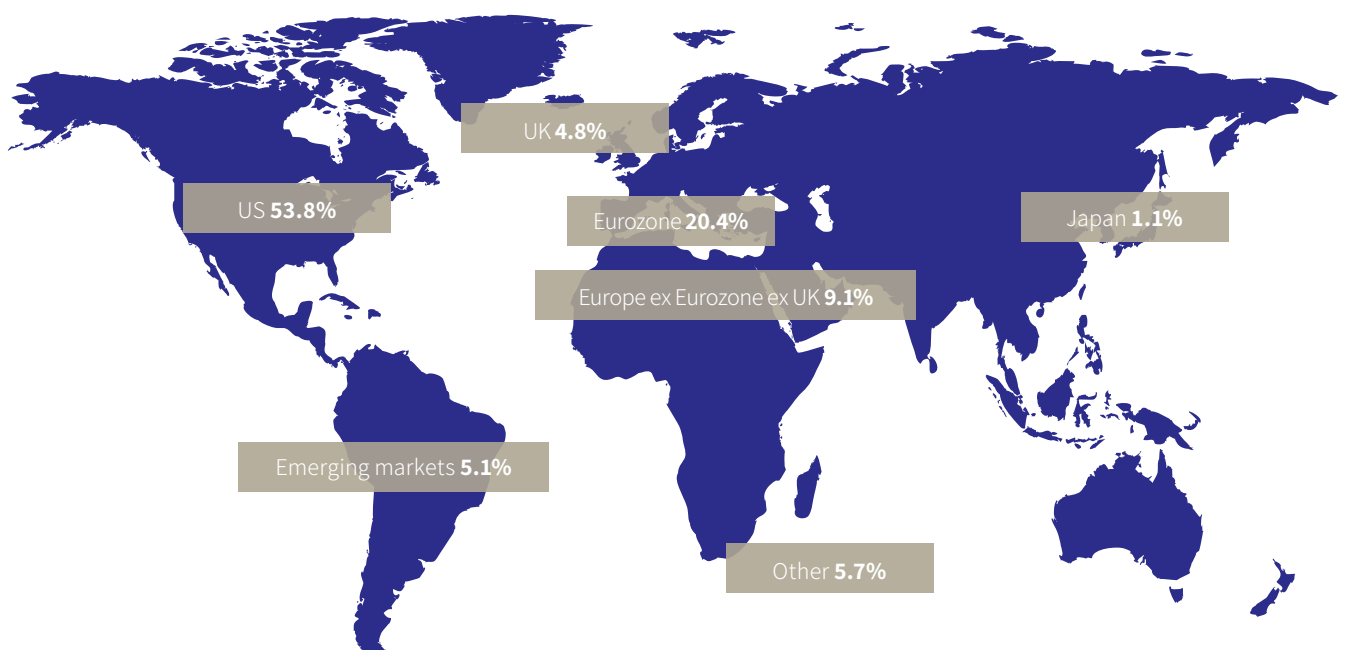


Top Ten Share Holdings

Stock name	% of fund
Microsoft	5.1
Berkshire Hathaway	4.3
Oracle	3.7
Alphabet	3.2
Costco Wholesale	2.9
Booking Holdings	2.9
Samsung Electronics	2.8
S&P Global Inc	2.2
Nike	2.2
DCC	2.1

Source: ILIM, Factset. Data is accurate as at 30 November 2023.

Share regional distribution



SUMMIT FUND PERFORMANCE



At 30 November 2023

Fund returns after fund management fee	Balanced	Growth	Global Leaders
1 Month	4.28%	5.01%	5.39%
QTD	1.99%	1.51%	3.14%
3 Month	-0.32%	-0.47%	0.88%
YTD	4.89%	7.08%	28.33%
1 Year	-0.63%	1.18%	16.01%
2 Years pa	-3.00%	0.96%	0.74%
3 Years pa	2.88%	8.89%	10.66%
5 Years pa	2.45%	5.76%	12.11%
10 Years pa	4.56%	7.40%	11.68%

Source: ILIM Performance Team

Warning: If you invest in these funds you may lose some or all of the money you invest.

Warning: These funds may be affected by changes in currency exchange rates.

Warning: The value of your investment may go down as well as up.

Warning: Past performance is not a reliable guide to future performance.

ILIM'S CREDENTIALS



Irish Life Investment Managers (ILIM) is recognised internationally for its expertise, innovation and track record:

European Pensions AWARDS 2019
WINNER
Passive Manager of the Year

European Pensions AWARDS 2018
WINNER
Passive Manager of the Year

G R E S B
★★★★★ 2023

IPIED
Irish Independent
PROPERTY INDUSTRY
EXCELLENCE AWARDS
2019
PROPERTY INVESTMENT/

Irish Pensions AWARDS 2019
WINNER
Investment Manager of the Year

Irish Pensions AWARDS 2020
WINNER
Investment Manager of the Year

Irish Pensions AWARDS 2021
WINNER
Risk Management Provider of the Year

Irish Pensions AWARDS 2022
WINNER
Investment Manager of the Year

Irish Pensions AWARDS 2023
WINNER
Property Manager of the Year

Summit Mutual Funds plc is managed by Summit Asset Managers Limited. The Investment Manager is Irish Life Investment Managers Limited. Summit Asset Managers Limited and Irish Life Investment Managers Limited are both part of the Great-West Lifeco group of companies, global leaders in financial services.

This is intended as a general review of investment market conditions. It does not constitute investment advice and has not been prepared based on the financial needs or objectives of any particular person, and does not take account of the specific needs or circumstances of any person.

The author cannot make a personal recommendation for any person and you should seek personal investment advice as to the suitability of any investment decision or strategy to your own needs and circumstances. Any comments on specific stocks are intended as an objective, independent view in relation to that stock generally, and not in relation to its suitability to any specific person.

ILIM may manage investment funds which may have holdings in stocks commented on in this document. Past performance may not be a reliable guide to future performance. Investments may go down as well as up. Funds may be affected by changes in currency exchange rates. Irish Life Investment Managers Limited is regulated by the Central Bank of Ireland.

Figures referenced herein have been sourced from ILIM and Bloomberg. Forecast figures have been prepared by ILIM based on reasonable assumptions, internal data and data sourced from Bloomberg.